

World Charting REPORT

using Integrated Pitchfork Analysis

(Please firstly read the Disclaimer at last page, and then the Report)




www.pitchforktrader.com

by **Dr Mircea Dologa, MD, CTA**

mircdologa@yahoo.com

**Go with the market, let it be your guide.
Never impose anything on its behaviour.**

Morning of November 2 – 2009



The traders must progressively monitor the market move conditions that validate or invalidate this report's recommended projections. The below studies are technically derived estimates, which have a very high probability to occur, but they might not be exact. They are subject to re-examination and events may dictate their ultimate outcome. An astute trader always trades the market behaviour, not only the recommended projections.

Our research strongly suggests a "top-down" market analysis rather than other procedures. In our opinion, the performed studies with *Cash Index* data are more illustrative than those with *Futures Index* data. However, due to our *Futures* trading preferences, we will use every time, the most adequate data for a specific traded vehicle.

**+++ Any QUESTIONS regarding this Report will be answered Promptly & Freely ! +++
Good Luck to your chart study!**

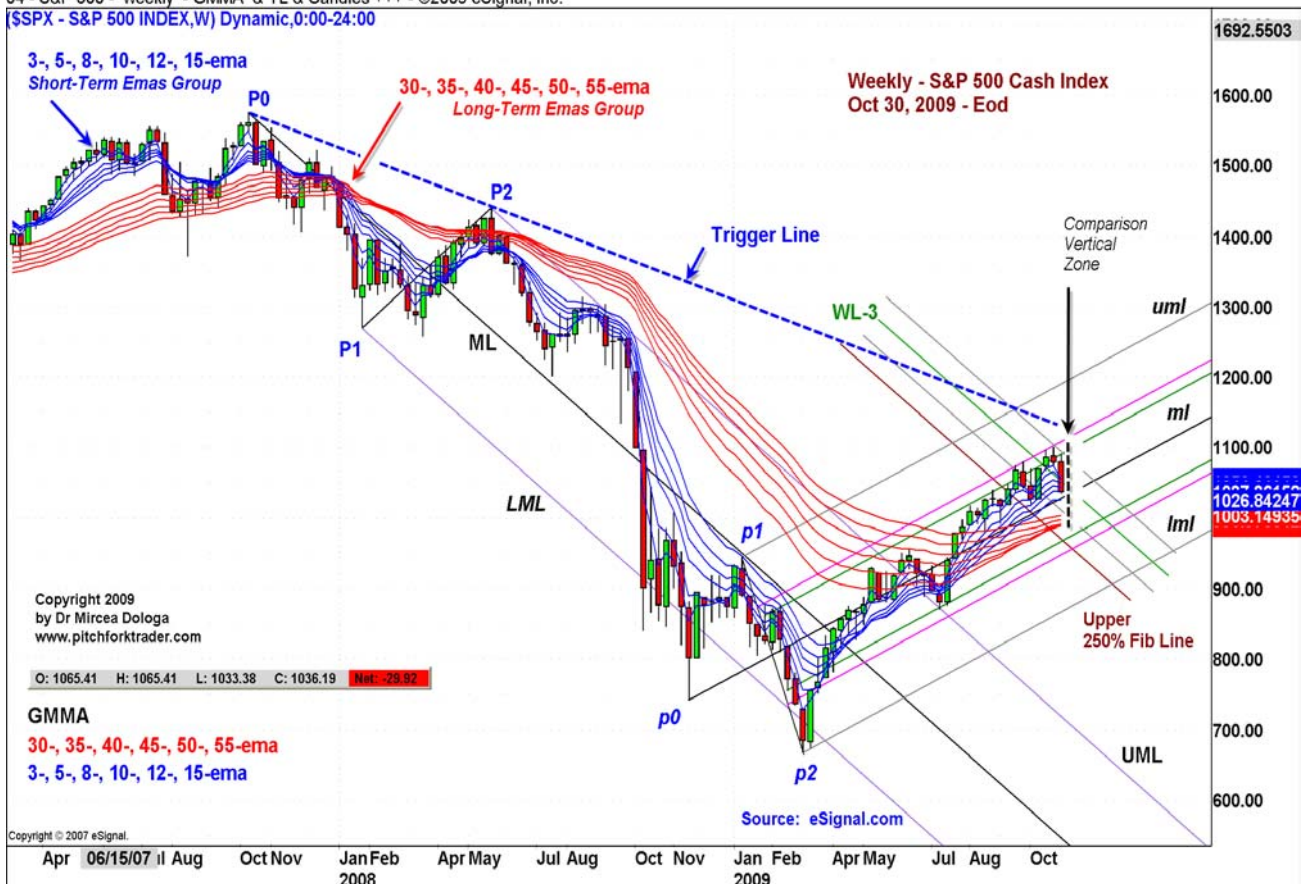
1. Dow Jones Industrial Average Index – DJIA



02 - Dow weekly -+++ - ©2009 eSignal, Inc.



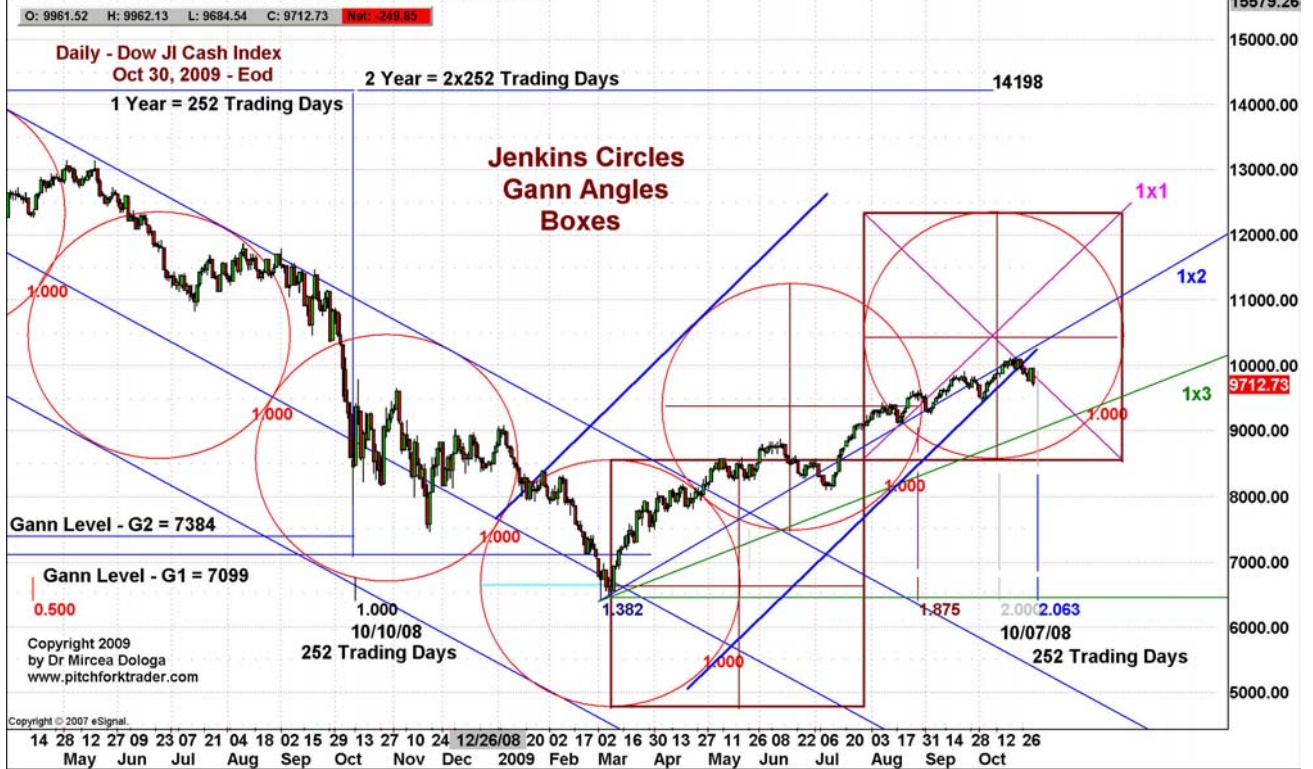
04 - S&P 500 - weekly - GMMA & TL & Candles +++ - ©2009 eSignal, Inc.





O4 - Dow daily - Jenkins Circles - ©2009 eSignal, Inc.

(\$INDU - DOW JONES INDUSTRIAL AVERAGE,D) Dynamic,0:00-24:00



2. S&P 500 Index

O1 - S&P 500 - monthly - Channel & Gann Box +++ - ©2009 eSignal, Inc.

(\$SPX - S&P 500 INDEX,M) Dynamic,0:00-24:00



02 - S&P 500 - monthly - Channel & Fib Circles +++ - ©2009 eSignal, Inc.
 (\$SPX - S&P 500 INDEX,M) Dynamic,0:00-24:00



01 - S&P 500 - monthly - OVERLAPPING CIRCLES +++ - ©2009 eSignal, Inc.
 (\$SPX - S&P 500 INDEX,M) Dynamic,0:00-24:00



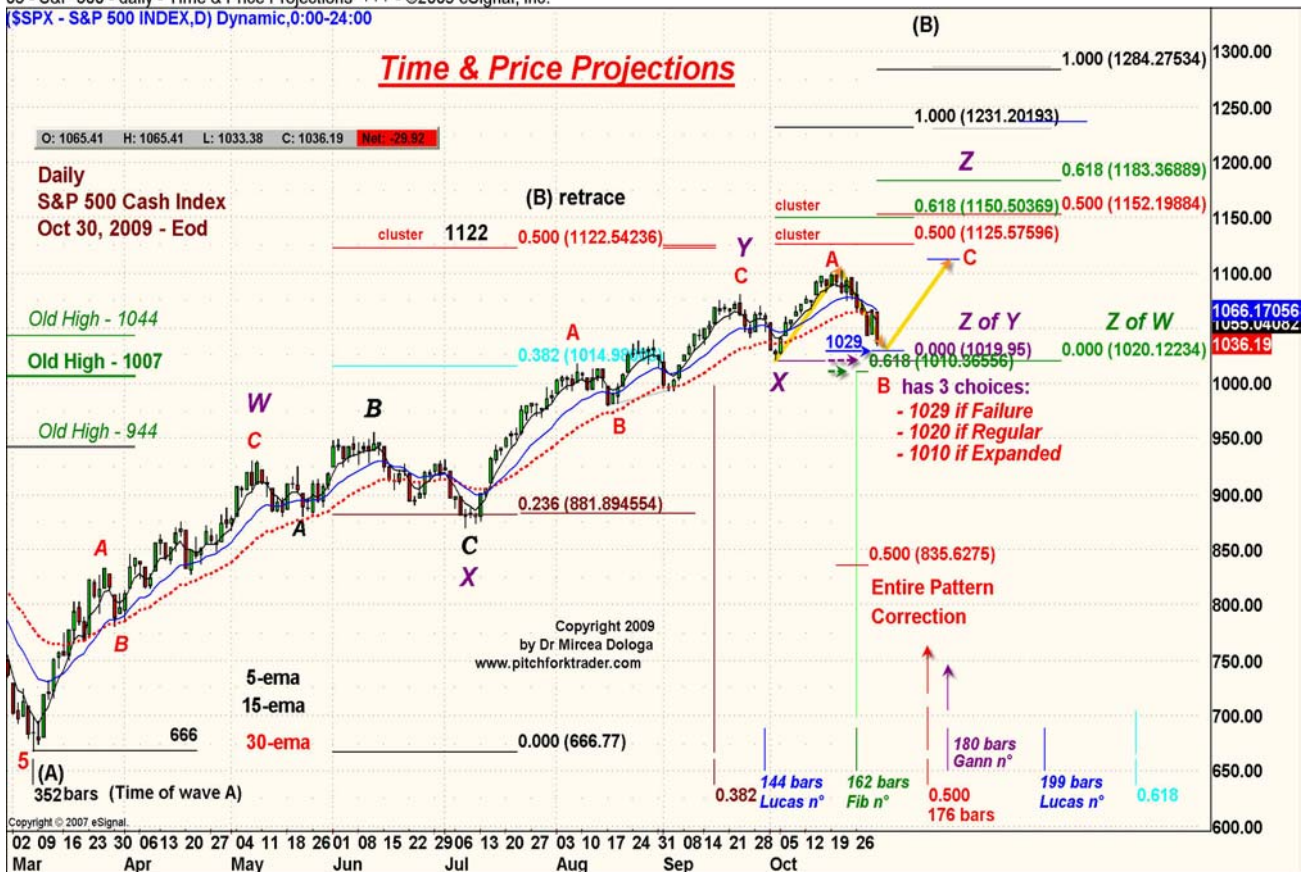
03 - S&P 500 - weekly - Landscape - Eod ++ - ©2009 eSignal, Inc.

(\$SPX - S&P 500 INDEX,W) Dynamic,0:00-24:00

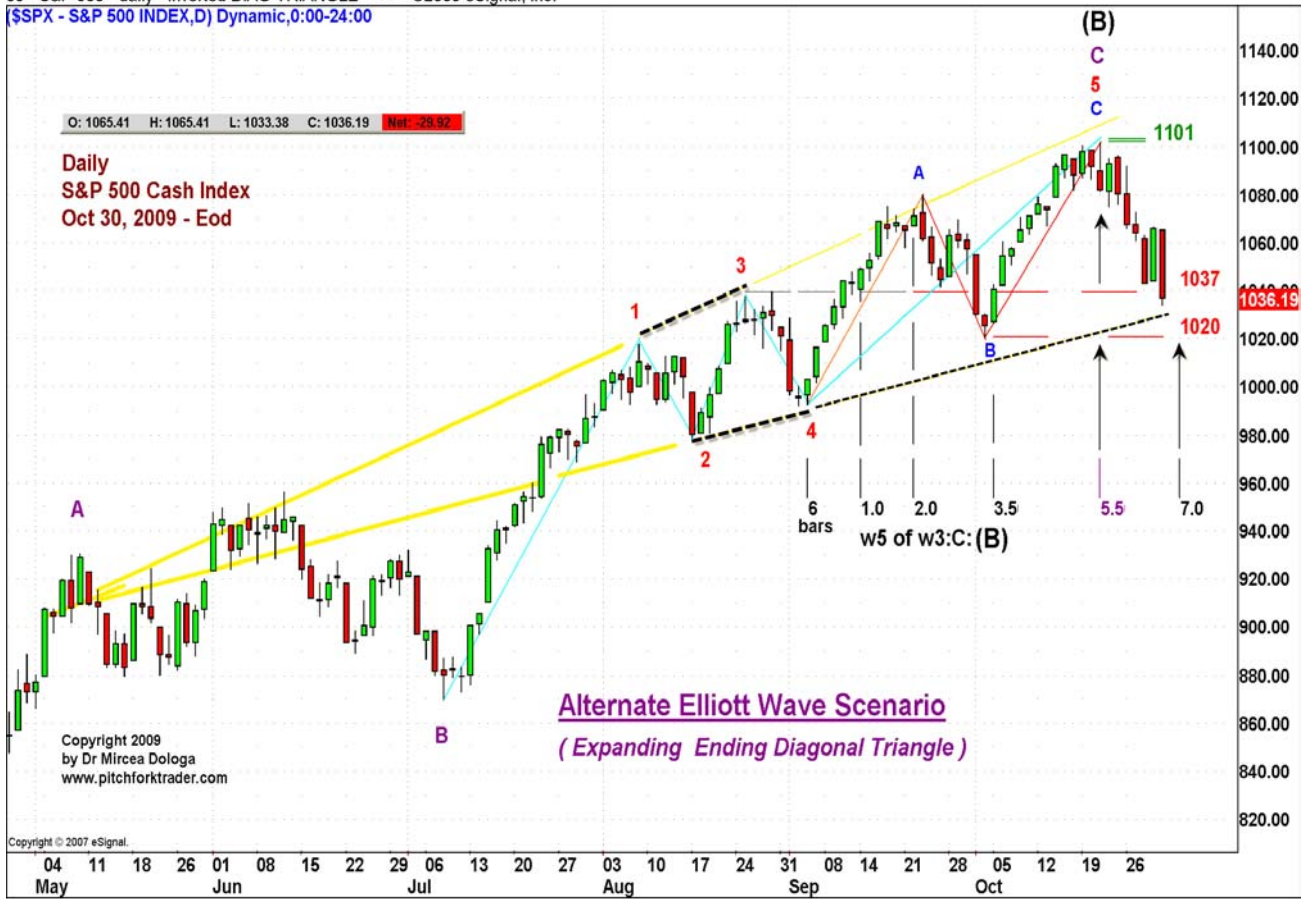


05 - S&P 500 - daily - Time & Price Projections +++ - ©2009 eSignal, Inc.

(\$SPX - S&P 500 INDEX,D) Dynamic,0:00-24:00



05 - S&P 500 - daily - Inverted DIAG TRIANGLE +++ - ©2009 eSignal, Inc.
 [SSPX - S&P 500 INDEX,D] Dynamic,0:00-24:00



05 - S&P 500 - ES - PFs - Circles - 60min +++ - ©2009 eSignal, Inc.
 [ES #F - E-MINI S&P 500,60] Dynamic,0:00-24:00



3. German Dax Index



03 - Dax Daily WW +++ - ©2009 eSignal, Inc.
 (AX Z9-DT - DAX,D) Dynamic,0:00-24:00



03 - Dax 240min +++ - ©2009 eSignal, Inc.
 (AX Z9-DT - DAX,240) Dynamic,0:00-24:00



4. Australian S&P / ASX 200 Index

01 - SP 200 - Cash monthly +++ - ©2009 eSignal, Inc.
 (\$XJO-ASX - S&P/ASX 200,M) Dynamic,0:00-24:00



02 - SP 200 - Cash - weekly - Wave C +++ - ©2009 eSignal, Inc.
 (\$XJO-ASX - S&P/ASX 200,W) Dynamic,0:00-24:00



02b - SP 200 - Cash - weekly & Gann Box x 2 - ©2009 eSignal, Inc.
 PNF(2,1,C,\$XJO-ASX - S&P/ASX 200,W) Dynamic,0:00-24:00



03 - SP 200 - Cash - daily - JTTL +++ - ©2009 eSignal, Inc.
 \$XJO-ASX - S&P/ASX 200,D) Dynamic,0:00-24:00



04b - SP 200 - Futures - 240min +++ - ©2009 eSignal, Inc.
 [APS Z9-SFE - SPI 200,240] Dynamic,0:00-24:00



5. Nikkei 225 Cash Index

01 - Nikkei 225 monthly +++ - ©2009 eSignal, Inc.
 [SN225-IDX - NIKKEI 225,M] Dynamic,0:00-24:00





6. Shanghai A Cash Index



02 - EURUSD weekly ++ - ©2009 eSignal, Inc.
 (6E #F - EURO FUTURES - GLOBEX,W) Dynamic,0:00-24:00



03 - EURUSD FOREX SPOT - daily - Report + - ©2009 eSignal, Inc.
 (EUR A0-FX - EURO,D) Dynamic,0:00-24:00



8. US Dollar Index Futures





9. Jpy / Usd Futures - Major Currency



02 - JPYUSD weekly + - ©2009 eSignal, Inc.

[6J #F - JAPANESE FUTURES - GLOBEX,W] Dynamic,0:00-24:00



03 - JPYUSD daily + - ©2009 eSignal, Inc.

[6J #F - JAPANESE FUTURES - GLOBEX,D] Dynamic,0:00-24:00



10. Gbp / Usd Futures - Major Currency





11. Australian Dollar / Usd – Major Currency



02 - Australian Dollar - weekly - ©2009 eSignal, Inc.



03 - Australian Dollar - daily - ©2009 eSignal, Inc.



12. Canadian Dollar / Usd – Major Currency

01 - CAD - monthly - ©2009 eSignal, Inc.

[6C #F - CANADIAN DOLLAR FUTURES - GLOBEX,M) Dynamic,0:00-24:00



02 - CAD - weekly - ©2009 eSignal, Inc.

[6C #F - CANADIAN DOLLAR FUTURES - GLOBEX,W) Dynamic,0:00-24:00





13. Gold Comex Futures



02 - Gold Futures - weekly +++ - ©2009 eSignal, Inc.
 (GC #F - GOLD,W) Dynamic,0:00-24:00



04 - Gold Futures - daily - Ending Diag Triangle ++ - ©2009 eSignal, Inc.
 (GC #F - GOLD,D) Dynamic,0:00-24:00



14. Light Crude Oil



03 - Crude Oil - Weekly - Jenkins - Down - ©2009 eSignal, Inc.



04 - Crude Oil - Perp - daily +++ - ©2009 eSignal, Inc.



Copper Hi Grade Futures

01 - Copper Hi G Futures - monthly - ©2009 eSignal, Inc.
 [HG #F - COPPER - HIGH GRADE,M] Dynamic,0:00-24:00



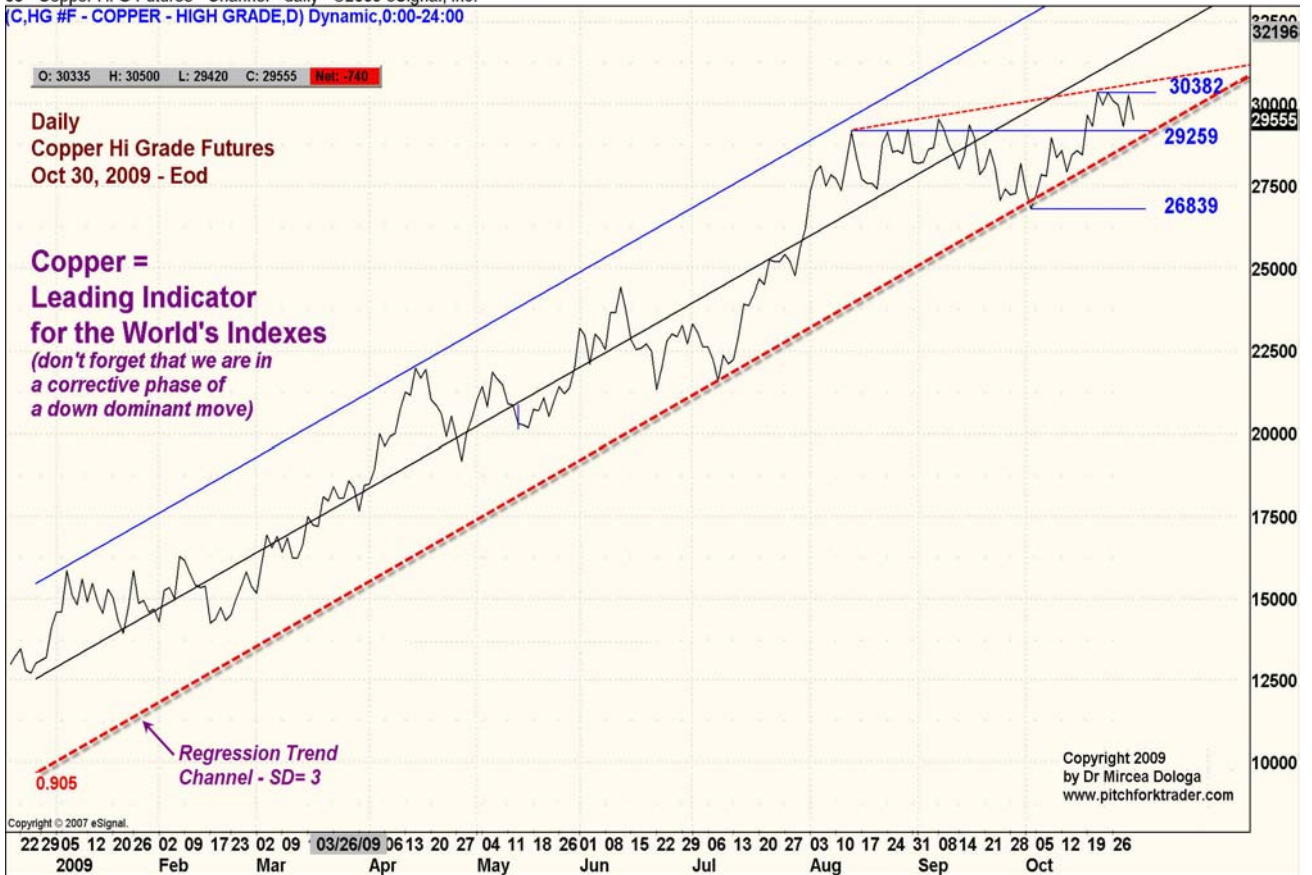
02 - Copper Hi G Futures - weekly - ©2009 eSignal, Inc.
 [HG #F - COPPER - HIGH GRADE,W] Dynamic,0:00-24:00



03 - Copper Hi G Futures - daily - ©2009 eSignal, Inc.
 (HG #F - COPPER - HIGH GRADE,D) Dynamic,0:00-24:00



03 - Copper Hi G Futures - Channel - daily - ©2009 eSignal, Inc.
 (C,HG #F - COPPER - HIGH GRADE,D) Dynamic,0:00-24:00



About us:**Email:** mircdologa@yahoo.com


Dr Mircea Dologa began his investment and trading career in 1987, in pharmaceutical and real estate industries. Once he passed the Series 7 and Series 3 exams, he obtained the two indispensable trading licences controlled by United States Government: the *Registered Commodity Trading Adviser (CTA) Licence* and *Registered General Securities Representative - Investment Adviser Licence*. During the training periods, he realized the scarcity in financial literature and trading seminars, of the true 'know how' practical tools. After reading hundreds of books and attending numerous seminars, the same question kept popping up: *Where is the meat?* Most of the time, besides the classics... it wasn't there!

As a registered Commodity Trading Advisor (CTA) with National Futures Association of U.S.A., he founded a *new teaching concept*, based on practical aspects of trading, for both newcomers and experienced traders.


He published more than 50 articles and he is an international contributor to trading magazines in the USA ('*Technical Analysis of Stocks & Commodities*', '*Futures*' and '*eSignal.com Education Section*'); the United Kingdom ('*The Technical Analyst*'); Germany ('*Traders*' – English- and German-language editions); Australia ('*Your Trading Edge*') and Asia ('*The Trader's Journal*'). He is also the founder and the president of www.pitchforktrader.com – a specialized trading website.

Dr Mircea Dologa has written three books, over 1224 pages, 1560 charts and 44 Excel files, in his quest to efficiently teach the trading art from the beginner's level to the highest nowadays standards – the professional level. The author's main thought during the three years of planning, conceiving and writing these professional trading books, was how to optimally reveal the practical aspects.

Dr Mircea Dologa attended New York University and Cooper Union School of Engineering and Science in New York and graduated from the latter with a B.S. in Theoretical Physics. He obtained his Doctorate in Medicine from the School of Medicine in Paris. He also took MBA courses in finance and business management at the University of South Carolina in Columbia and at the French School of Business and Finance (HEC Paris France). After holding the positions of Medical Director and later of General Manager, in 1992 he decided to focus exclusively on his investments and since then he has devoted his activity to financial markets. He lives with his wife and two daughters in Paris, France.




About Dr Mircea Dologa's works:
Trader, Educator (including mentorship) & Researcher



Volume 1 - 444 pages
 (Beginner & Intermediate Level)



Volume 2 - 300 pages
 (Advanced Level)



Volume 3 - 480 pages
 (Advanced Level)

The below reviews pertain to Volume 1

Breakthrough studies of Integrated Pitchfork Analysis

"Dr. Mircea Dologa picks up where Dr. Alan Andrews left off in his breakthrough studies of 'pitchfork' pattern analysis. In his new book, the author has taken the interpretation and application of 'pitchfork' patterns to an entirely new level. After studying Dr. Dologa's well written and very well illustrated book I will never look at a chart the same way again. What Dr. Dologa has done with 'pitchforks' is absolutely amazing. You've got to read it to believe it. Pitchfork patterns can provide so much practical and useful information that you will be referring to this book over and over. The book ends on a high note with an excellent chapter on Case Studies and Money Management. Traders will want to keep this powerful book handy for frequent reference. Highly recommended."

Chuck LeBeau, Director of Quantitative Analysis for SmartStops.net and co-author of Computer Analysis of the Futures Market, noted trader, lecturer and trading systems developer.

Integrated Pitchfork Analysis: Basic to Intermediate Level is an introductory text to the branch of Technical Analysis which uses the Andrews' pitchfork trading technique. Designed for traders with no experience of Pitchfork Analysis this book demonstrates how to analyse the markets and trade using pitchfork analysis, assisting the novice trader in achieving a consistent performance.

Written by experienced trader, Dr Mircea Dologa, the founder of www.pitchforktrader.com, the book begins by introducing and discussing the basic theory of pitchfork trading, providing a description of the technique, how to analyse the charts and how to make a decision based on that analysis. It then moves on to the more practical aspects about the low risk high-probability trade from its inception to its termination. Crucially expert guidance on money management and risk management techniques - when to get in, when to get out and where to locate the initial or trailing stops is also provided.

Ultimately *Integrated Pitchfork Analysis: Basic to Intermediate Level* will teach you how to trade, how to follow the markets and how to consistently make money.

Cover Design: Jim Wilkie

ISBN 978-0-470-69434-3

WILEY
wiley.com

"Dr. Mircea Dologa's book, Integrated Pitchfork Analysis, combines the breadth of evolving theory with the depth of experience acquired from years of practical application, leaving almost no stone unturned in an exploration of the Pitchfork and its application to profitable short-term trading. Many of Dr. Dologa's ideas are truly innovative, reflecting his understanding of human nature. It would be difficult to find a more complete coverage of Pitchfork trading. It is a mine of (literally) valuable information."

Tony Plummer, Director, Helmsman Economics Ltd, and author of *Forecasting Financial Markets: The Psychology of Successful Investing*.

"It has indeed been a privilege for me to have access to Dr Mircea Dologa's amazing analysis which I consider to be an extremely important contribution to Technical Analysis. His development of Integrated Pitchfork Analysis in synergy with existing state-of-the-art trading tools resulting in an easy to use professional edge technique has not been previously utilized. This undoubtedly increases the improvement of trading accuracy, leading to enhanced confidence with greater profitability for both trading and investing. This book is a truly remarkable achievement in the field of Technical Analysis and Dr. Dologa, like myself, is motivated to educate traders and investors on the wonderful world of Technical Analysis and how it can help them in these volatile markets. I believe Dr. Dologa will join the true Market Masters of the 21st Century."

Dawn Bolton-Smith, Founder-Member of the Australian Technical Analysis Association, Senior Technical Analyst, Educator & Writer.

"Dr. Mircea Dologa has masterfully defined and delineated the Median Line procedure that is central to Pitchfork Analysis and trading. His basic and intermediate theory and practice is a definitive work in this important realm of technical market analysis."

Professor Oliver Henry Pruden, Professor of Business Administration and Executive Director of the Institute for Technical Market Analysis, Golden Gate University, San Francisco, USA.

Published Articles List by author at: http://www.pitchforktrader.com/List_of_Published_Articles.pdf

Some of Dr Mircea Dologa's published articles
in International Finance Publications: USA, EUROPE, CHINA, AUSTRALIA



- **The Third Wave – Crowd Behavior and Elliott Waves - Part I**
by Dr Mircea Dologa
Edition: May 2006
- **Trading The Trend In Wave 3 – Part II** – by Dr Mircea Dologa
Edition: June 2006
- **The Third Wave – Part III** – by Dr Mircea Dologa
Edition: September 2006



- **Following the Median Line** by Dr Mircea Dologa
Edition: December 2005
- **Trading Rectangles: Tactics and Money Management**
by Dr Mircea Dologa
Edition: March 2006



- **Pragmatic Aspects of Trading Rectangles – a particular case of Dr Alan Andrews' Pitchfork?** – by Dr Mircea Dologa
Edition: May/June 2006
- **Trading the Dax Open** – by Dr Mircea Dologa
Edition: January/February 2007



- **Pre-Open Preparation of Dax Trading** – by Dr Mircea Dologa
Edition: December 2006



- **Preparing for Intra-day Trading** by Dr Mircea Dologa
Edition: March/April 2006
- **Trading Life: The Quest for Best Intra-day Trading Tools**
by Dr Mircea Dologa
Edition: May/June 2006



- **Integrated Pitchfork Analysis** - by Dr. Mircea Dologa
Edition: Jan/Feb 2006
- **Short-Term trading with A&R Lines** by Dr Mircea Dologa
Edition: June/July 2006

Bibliography : Published Articles by Dr Mircea Dologa

1. Dologa, Mircea [Dec 2005]. *“Following the Median Line”*, *FUTURES Magazine*, Chicago, ILL, USA
2. Dologa, Mircea [Jan/Feb 2006]. *“Integrated Pitchfork Analysis”*, *The TRADER’S Journal*, Hong Kong, East Pacific, CHINA
3. Dologa, Mircea [March 2006]. *“Trading Rectangles: Tactics and Management”*, *FUTURES Magazine*, Chicago, ILL, USA
4. Dologa, Mircea [March/April 2006]. *“Preparing for Intra-Day Trading”*, *YOUR TRADING EDGE Magazine (YTE)*, Sydney, AUSTRALIA
5. Dologa, Mircea [May 2006]. *“The Third Wave – Crowd Behaviour and Elliott Wave – Part I”* *Technical Analysis of STOCKS & COMMODITIES*, Seattle, WA, USA
6. Dologa, Mircea [May/June 2006]. *“Pragmatic Aspects of Trading Rectangles – a Particular Case of Dr Alan Andrews’ Pitchfork?”*, *TECHNICAL ANALYST Magazine*, London, ENGLAND
7. Dologa, Mircea [May/June 2006]. *“Trading Life: The Quest for Best Intra-Day Trading Tools”*, *YOUR TRADING EDGE Magazine (YTE)*, Sydney, AUSTRALIA
8. Dologa, Mircea [June 2006]. *“The Trend in Third Wave – Part II”*, *Technical Analysis of STOCKS & COMMODITIES*, Seattle, WA, USA
9. Dologa, Mircea [June/July 2006]. *“Short-Term Trading with A&R Lines”*, *The TRADER’S Journal*, Hong Kong, East Pacific, CHINA
10. Dologa, Mircea [Sept 2006]. *“The Third Wave – Part III”*, *Technical Analysis of STOCKS & COMMODITIES*, Seattle, WA, USA
11. Dologa, Mircea [Dec 2006]. *“Pre-Open Preparation of Dax Trading”*, *TRADERS’ Magazine*, Wurtzburg, GERMANY
12. Dologa, Mircea [Jan/Feb 2007]. *“Trading the Dax Open”*, *TECHNICAL ANALYST Magazine*, London-ENGLAND
13. Dologa, Mircea [June 2008]. *“Analiza Pitchfork Integrata”*, *TrendWatch, Asociatia Analistilor Tehnici din Romania – AATROM*, Deva, ROMANIA
14. Dologa, Mircea [Feb 2009]. *“Mecanismul de Trading al Stirilor”*, *TrendWatch, Asociatia Analistilor Tehnici din Romania – AATROM*, Deva, ROMANIA
15. Dologa, Mircea [July 2009]. *“Trading the Master Plan”*, *The TRADER’S Journal*, Wurtzburg, GERMANY
16. Dologa, Mircea [July 2009]. *“Trading Lessons from Paris (Interview)”*, *YOUR TRADING EDGE Magazine (YTE)*, Sydney, AUSTRALIA

Bibliography : EDUCATIONAL Articles by Dr Mircea Dologa

1. Dologa, Mircea [August 14, 2009]. *“Trading for a Living: Trending with Integrated Pitchfork Analysis”*, Education Section of www.eSignal.com, Hayward, CA, USA
2. Dologa, Mircea [June 26, 2009]. *“Variable Time/Price Locations of the Anchor in Dr Andrews’ Pitchfork”*, Education Section of www.eSignal.com, Hayward, CA, USA
3. Dologa, Mircea [April 17, 2009]. *“Day-to-Day Business Operations when you Trade for a Living”*, Education Section of www.eSignal.com, Hayward, CA, USA
4. Dologa, Mircea [Feb 27, 2009]. *“Trading with Paralle Trigger Lines”*, Education Section of www.eSignal.com, Hayward, CA, USA
5. Dologa, Mircea [Oct 17, 2008]. *“Trading Rectangles”*, Education Section of www.eSignal.com, Hayward, CA, USA
6. Dologa, Mircea [August 29, 2008]. *“The Mechanism of Trading News”*, Education Section of www.eSignal.com, Hayward, CA, USA
7. Dologa, Mircea [June 13, 2008]. *“Trading the Opening of Index Futures”*, Education Section of www.eSignal.com, Hayward, CA, USA
8. Dologa, Mircea [Feb 1, 2008]. *“Pre-Opening Preparation for Dax Trading”*, Education Section of www.eSignal.com, Hayward, CA, USA
9. Dologa, Mircea [Dec 21, 2007]. *“Integrated Pitchfork Analysis Applied to Forex: Part 2”*, Education Section of www.eSignal.com, Hayward, CA, USA
10. Dologa, Mircea [Dec 14, 2007]. *“Integrated Pitchfork Analysis Applied to Forex: Part 1”*, Education Section of www.eSignal.com, Hayward, CA, USA
11. Dologa, Mircea [July 20, 2007]. *“The Trading Edge of Dr Andrews’ Pitchfork: Preparation, Technique and Money & Risk Management”*, Education Section of www.eSignal.com, Hayward, CA, USA

These articles can be found and freely read at the below URLs:

<http://www.esignallearning.com/education/marketmaster/archive/2009/default.aspx>

<http://www.esignallearning.com/education/marketmaster/archive/2008/default.aspx>

<http://www.esignallearning.com/education/marketmaster/archive/2007/default.aspx>

Disclaimer

The purpose of this material is to provide you a very powerful trading technique, named “Integrated Pitchfork Analysis“, a valuable tool in the financial markets. The text, the chart examples, or any part of this material are not to be taken as “investment advice”. They are purely and strictly for educational purposes. Ultimately, you are responsible for all of your investment decisions. The data used in this material is believed to be from reliable sources but cannot be guaranteed.

There is no guarantee that this tool will continue to work in the future. “Past performance is not indicative of future results”. You should understand that there is considerable risk of loss in the stock, futures or options markets. Neither the author, nor anyone else involved in the production of this material, will be liable for any loss, damage or liability directly or indirectly caused by the usage of this material.